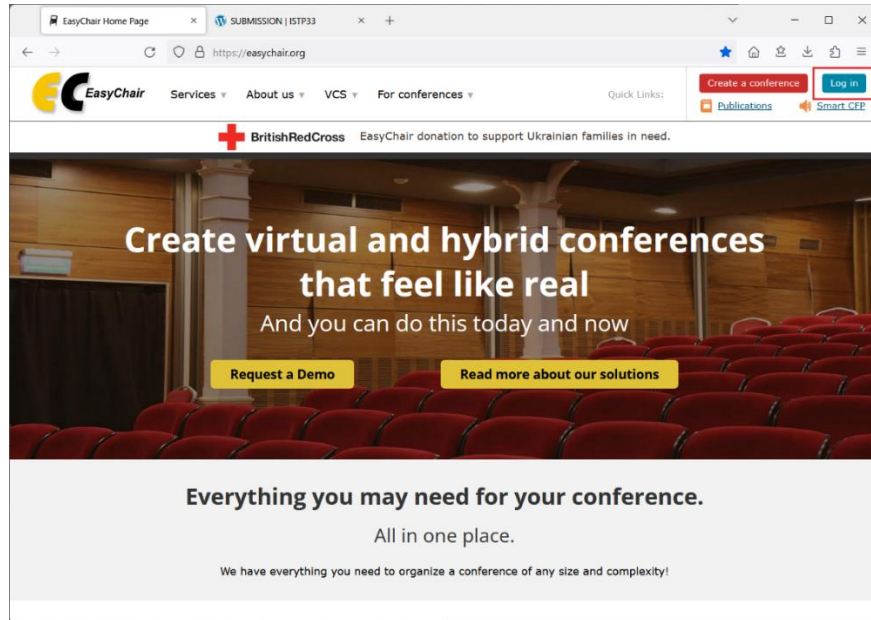


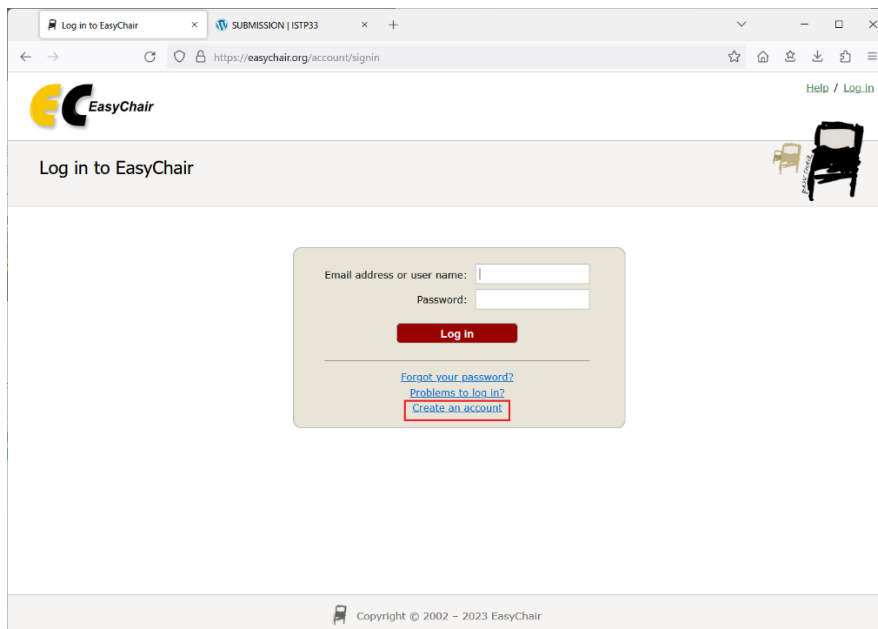
(1) Access to EasyChairhome page by your browser.

<https://easychair.org/>

Then, click 'Log in' button.

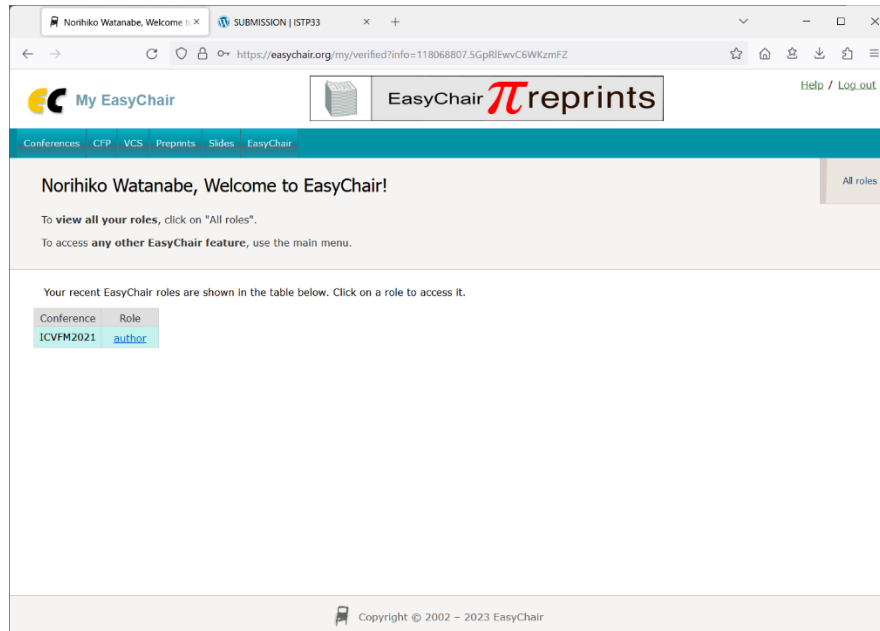


(2) Log in to EasyChair, or create new account if you've been never used EasyChair.



(continued)

- (3) When you success to log in by your account, for example you can find your own page on EasyChair shown in next image.

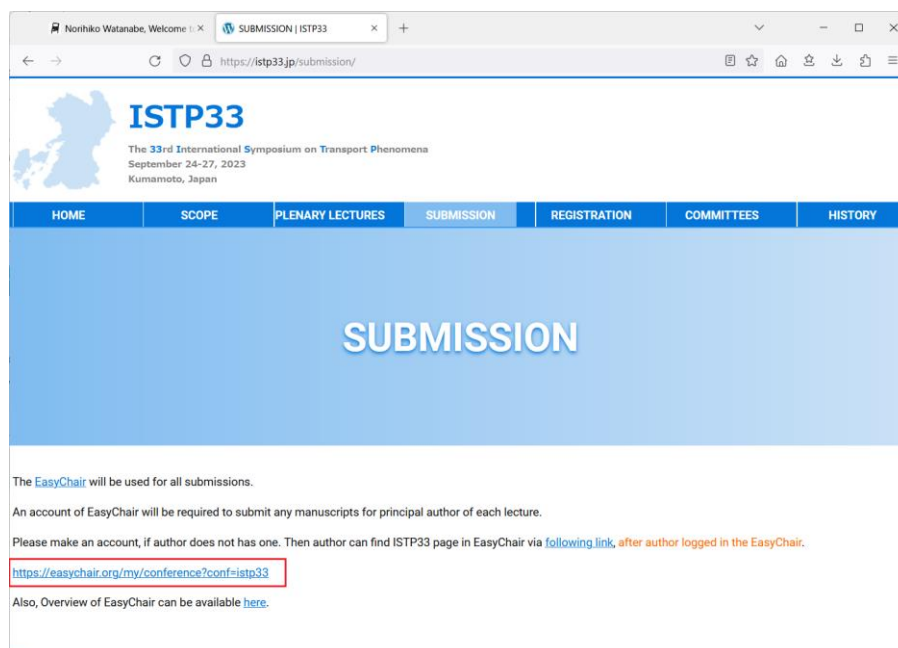


- (4) While logged in EasyChair, open 'SUBMISSION' page on ISTP-33 web site.

<https://istp33.jp/submission/>

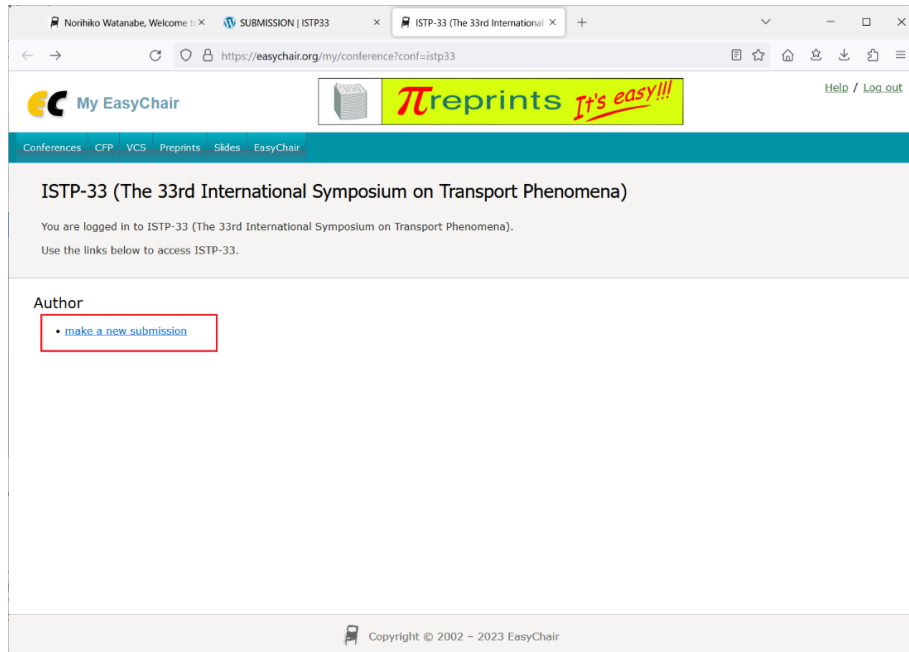
Then, click following URL.

<https://easychair.org/my/conference?conf=istp33>



(continued)

- (5) You can find the ISTP-33 page on EasyChair, for example following image.  
Then, click 'make a new submission' link.



- (5) Please fill some information and upload your PDF file of presentation abstract.

The screenshot shows a web browser window with the URL [https://easychair.org/conferences/submission\\_new?a=30603761#\(fr:FR8bpue3ZRJs\)](https://easychair.org/conferences/submission_new?a=30603761#(fr:FR8bpue3ZRJs)). The page title is 'New Submission for ISTP-33'. Below the title, it says 'Follow the instructions, step by step, and then use the "Submit" button at the bottom of the form. The required fields are marked by \*.' Below this, there is a section for 'Author Information' with the following instructions:

- **Email address** will only be used for communication with the authors. It will not appear in public Web pages of this conference. The email address can be omitted for not corresponding authors. These authors will also have no access to the submission page.
- **Web page** can be used on the conference Web pages, for example, for making the program. It should be a Web page of the author, not the Web page of her or his organization.
- Each author marked as a **corresponding author** will receive email messages from the system about this submission. There must be at least one corresponding author.
- One of the authors should be marked as a **presenter**. If you are not sure, choose your best guess.

At the bottom, there is a form for 'Author 1 (click here to add yourself) (click here to add an associate)'. The form has the following fields:

- First name: \*
- Last name: \*
- Email: \*
- Country/region: \*
- Affiliation: \*

Thank you.